

Product Highlights

Power over Ethernet with 1/10G

- 720DP-24S: 24 x 1GigE (10M - 1G) RJ45
- 720DP-48S: 48 x 1GigE (10M - 1G) RJ45
- 30W PoE on all RJ45 ports
- Uplinks: 4x 10G
- 720DP-24ZS: 24 x 2.5GigE (100M - 2.5G) RJ45
- 720DP-48ZS: 48 x 2.5GigE (100M - 2.5G) RJ45
- 60W PoE on all RJ45 ports
- Uplinks: 4x 10G

Non Power over Ethernet with 1/10G

- 720DT-24S: 24 x 1GigE (10M - 1G) RJ45
- 720DT-48S: 48 x 1GigE (10M - 1G) RJ45
- Uplinks: 4x 10G
- 720DF-48Y: 48 x 1GigE (100M-1G) SFP
- Uplinks: 4x 25G

Hardware

- Compact 1RU systems
- Integrated power supplies and fans
- Redundant cooling
- Redundant power supplies
- Mode button for hard reset or factory reset

Segmentation and overlay

- 802.1Q VLANs
- IPv4/v6 VRFs
- VXLAN networks
- EVPN L2/3 (type 2/5)

Traffic and Flow Monitoring

- Hardware accelerated monitoring
- IPFIX and sFlow
- FlowTracker to inventory devices and monitor conversations

Cognitive Campus Resilience


- Active/Active MLAG aggregation
- Dynamic uplink load balancing
- SSU for software upgrades and hitless patching

Arista Extensible Operating System (EOS®)

- Single binary image
- Fine-grained truly modular network OS
- Stateful Fault Containment (SFC)
- Stateful Fault Repair (SFR)
- Full access to Linux shell and tools
- Extensible platform - bash, python, C++ , GO, OpenConfig

Overview

The Arista Cognitive Campus CCS-720D series switches deliver wire speed connectivity and power for all campus user workloads, under the management and monitoring of Arista Cognitive Campus Services. The suite of platforms offer a variety of connection options for user desktops, PoE appliances and IoT devices. The CCS-720D series offers a range of PoE and data-only (non-PoE) systems. Managed 802.3af/at/bt power services deliver up to 30W per RJ45 port, with speed options ranging from 10Mbps to 1Gbps. Integrated SFP+ uplinks support speeds both 1Gbps and 10Gbps delivering network design flexibility and scalability.

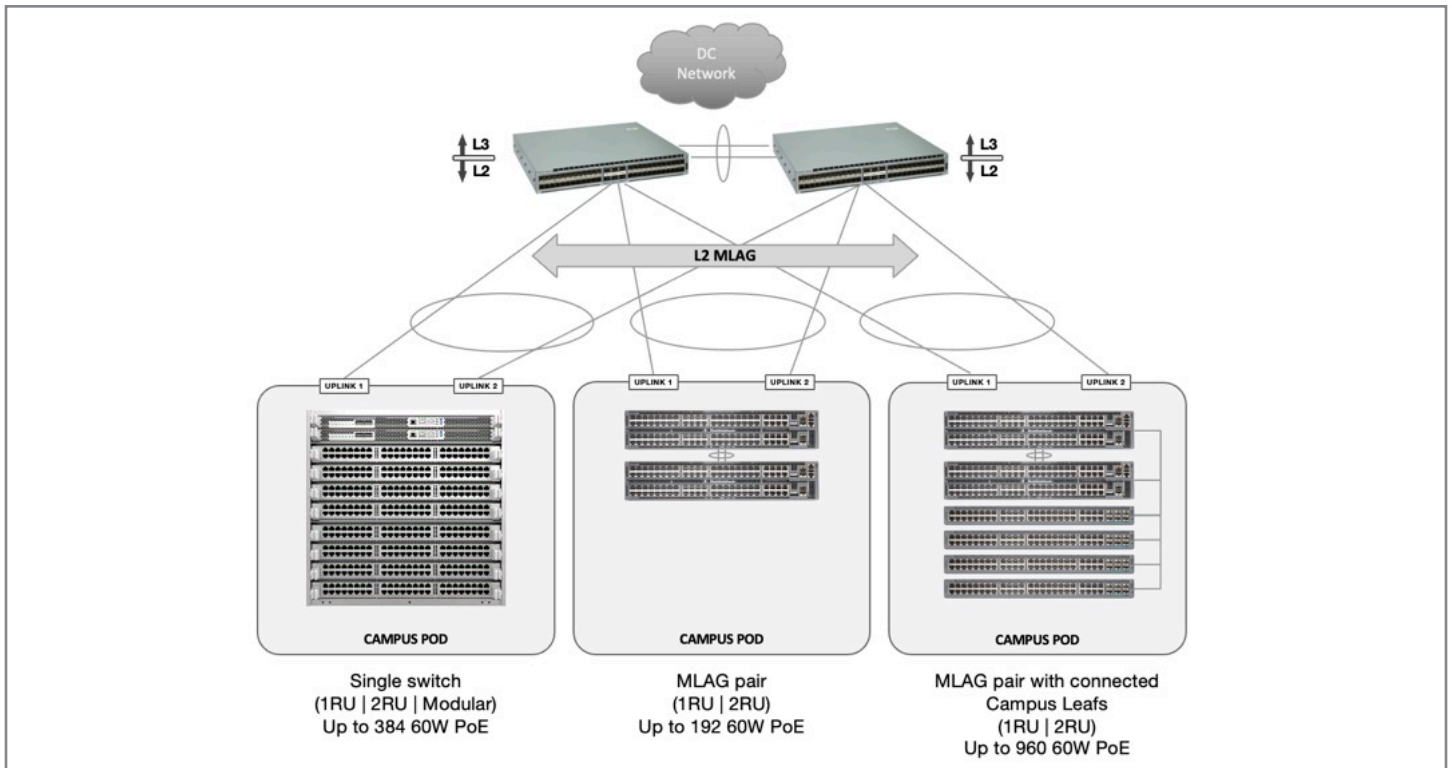


Arista 720D Portfolio

Arista's common binary EOS provides a comprehensive, standards based, layer 2 and 3 feature set that includes EVPN virtualization and QoS services. EOS supports standards based 802.1X access control, and LLDP device identification services to automate admission and segmentation of users, appliances, plus all mission critical voice, video and general purpose applications in the campus. Together, Arista's family of switching and WiFi platforms are managed through a single Cognitive Campus management plane in CloudVision, providing sub-second real time telemetry, database archival and automated analytics to manage and monitor the infrastructure, users and applications in the Campus Cloud Network (CCN).

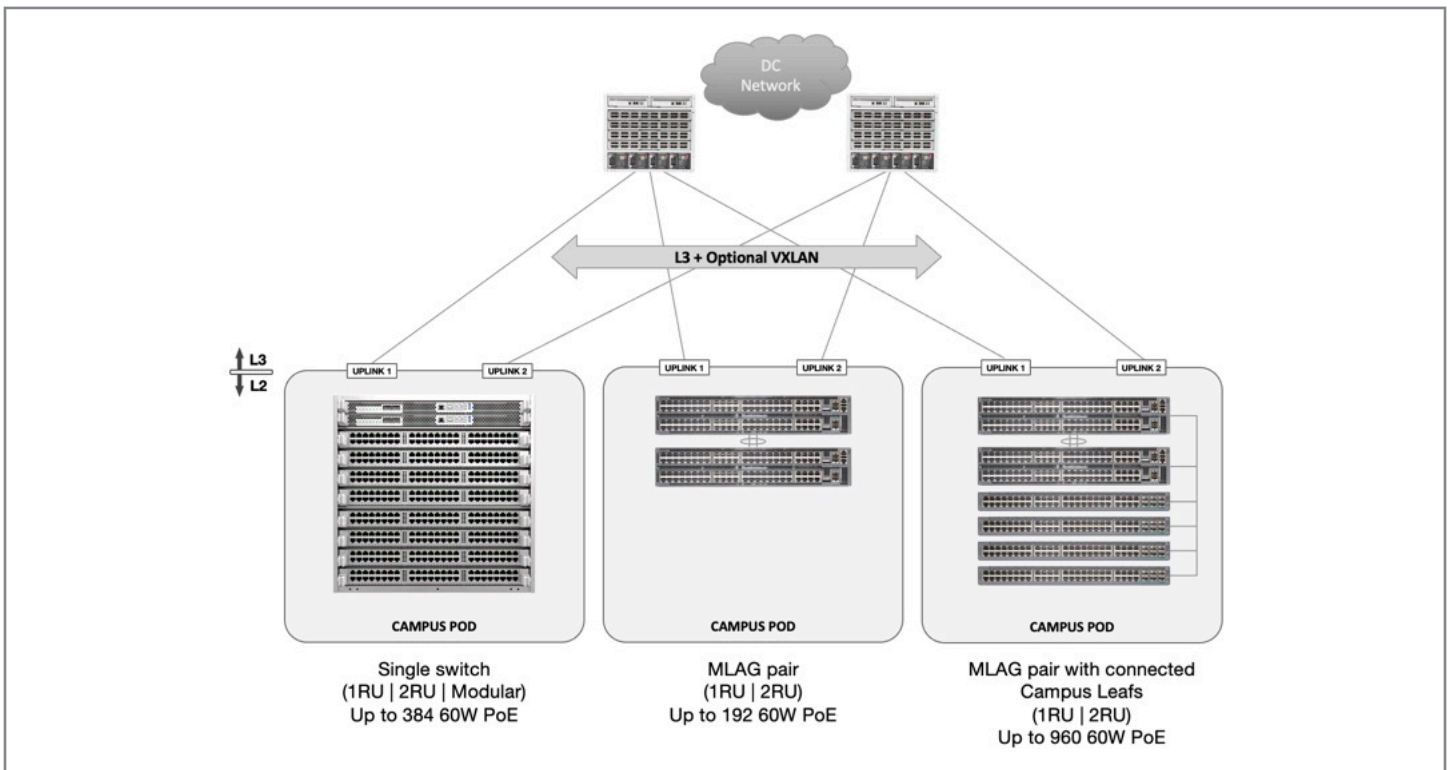
Cognitive Campus Design

The Arista Cognitive Campus Design, with Campus Pod and Campus Spline as its building blocks, provides an open architecture that allows an organization to implement modern technologies, such as streaming telemetry and secure segmentation while at the same time cutting down on its operational expenses. The Campus Pod consists of fixed and modular wiring closet access devices that offer PoE connectivity to clients. These Pods can be deployed with single devices for single attached workloads or a pair of devices with Multi-Chassis Link Aggregation for active-active or active standby attachment of clients. Campus Pods deployed with two layer of devices for flexible open standards scale-out alternatives to stacking. The broad choice of PoE platforms provide multiple options in creating the Pods, providing flexibility in scale and performance and at the same time, single plane of management and load sharing with a choice of layer 2 and layer 3 connectivity. The Campus Spline is the aggregation of the traditional Distribution Layer 3, with the data center leaf layer. The architecture allows for a consistent network design as more of an organization's workloads are deployed in private on-premise data centers or in the public cloud. The connectivity from the Campus Splines towards the Campus Pod is based on standards-based Layer 2 or Layer 3 protocols. This allows for a flexible, staged approach to migrating to the Campus Cloud Network for Campus design. In other words, Arista's Cognitive Campus Design enables an organization to transform the campus into a modern, flexible and highly scalable solution. Based on the design choices for the Campus Spline, which can be either Layer 2 or Layer 3 and based on different scaling and physical requirements, Arista 7050X3 and 7300X3 are commonly deployed Campus Spline choices.



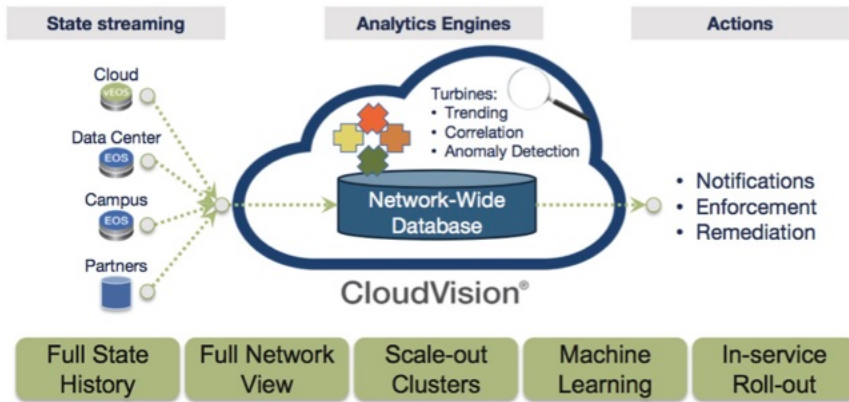
Layer 2 Network Design

In a layer 2 design, the MLAG layer within in the Campus Pod maintains redundant paths to the Campus Spine or Spline across two switches. This provides increased resiliency for the Campus Pod within a wiring closet and could be two or more uplinks depending on the bandwidth and design ratio required.



Layer 3 Network Design

In the layer 3 design uplinks are distributed across multiple switches in the Campus Pod, enabling an all-active ECMP routing path towards the Campus Spline.



Cognitive Management Plane

Cognitive Management Plane

The Cognitive Management Plane (CMP) in Arista's EOS provides rich control and telemetry APIs used to simplify and automate the deployment, and maintenance of campus infrastructure while also providing real-time monitoring of campus users, applications and devices. As with all Arista platforms, EOS supports auto provisioning by way of Arista Zero Touch Provisioning (ZTP) to simplify device administration through CloudVision, or popular DevOps toolsets. In addition to legacy polling management, EOS CMP delivers real time telemetry to administrators using open GRPC/GNMI APIs used in OpenConfig, allowing administrators to create custom management tools.

CloudVision

CloudVision is Arista's management plane solution for simplifying network operations. Built on a modern state-streaming architecture, CloudVision is a multi-function software platform that enables a suite of capabilities for automated provisioning, change control, continuous compliance, real-time telemetry, predictive analytics and 3rd party management plane orchestration. As a multi-domain solution, CloudVision is a single management platform across data center, campus, WiFi, multi-cloud, and routing interconnect use-cases. The same CloudVision software is offered as an on-prem appliance (virtual or physical) as well as CloudVision as-a-Service, which is a Arista-managed SaaS solution.



CloudVision Operational Insights

Arista EOS

The Arista 720D series runs the same Arista EOS software as all Arista products, simplifying network administration. Arista EOS is a modular switch operating system with a unique state sharing architecture that cleanly separates switch state from protocol processing and application logic. Built on top of a standard Linux kernel, all EOS processes run in their own protected memory space and exchange state through an in-memory database. This multi-process state sharing architecture provides the foundation for in-service-software updates and self-healing resiliency. With Arista EOS, advanced monitoring and automation capabilities such as Zero Touch Provisioning, VMTracer and Linux based tools can be run natively on the switch.

Cognitive Segmentation

The CCS-720D series supports industry standard 802.1X and RADIUS authentication schemes, and interoperates with leading authentication solutions. Authorized users and devices can be automatically segmented into assigned 802.1Q or EVPN VXLAN segmented networks, facilitating infrastructure and data security. Wire-speed layer 3 VRF segmentation is also supported, giving administrators additional flexibility for supporting the most sophisticated campus use cases. The CCS-720D switches also help administrators with WiFi segmentation by providing hardware based VXLAN de-encapsulation of tunneled WiFi traffic.

Rich Telemetry

Driving the campus CMP (Cloud Management Plane) in the CCS-720D is the FlowTracker hardware telemetry feature (IPFIX), native in the CCS-720D series non-blocking switching processor. FlowTracker delivers real time updates for all device state, performance statistics, and application flows, without burdening other system functions. Over a thousand unique flows can be concurrently tracked per switch, with hardware support to scale to 32K flows. Device fingerprinting features are also supported, allowing the 720D to identify connected device type, operating system and user id, helping facilitate security audits and workgroup/workload segmentation.




FlowTracker Network Telemetry

With the rich telemetry of the CCS-720D Arista's CloudVision tracks application, user and device activity, measuring throughput and latency of key applications, user and device flows. CloudVision Device Analyzer (pictured above) baselines real time traffic to help alert administrators of performance or security outliers.

Operational Simplicity

The CCS-720D simplifies network operations, which becomes vitally important as the network scales, thereby reducing operational expenses and increasing responsiveness to changing business needs. The Arista 720D provides a dedicated mode button that provides visual insights in the form of LEDs into system status, cloud connect (management) status, fan status and power supply status. The mode button additionally provides visual information on link, PoE mode and bandwidth status. This visible insight helps simplify operations for remote hands lowering organizational costs.



CCS-720D Status LEDs and Mode

Arista Optics and Cables

The Arista 720D series supports a wide range of 1G, 10G and 25G pluggable optics and cables. For details about the different optical modules and the minimum EOS Software release required for each of the supported optical modules, visit <https://www.arista.com/en/products/transceivers-cables>

Cognitive Campus Principles

Available Architecture: Delivering a quality, self-healing architecture across a highly available Campus Spline network with link, path, device, and network wide redundancy. The Arista single binary EOS image that has enabled customers to gain efficiencies in code certification and changed their expectations in terms of a quality networking operation in their data centers, can now take advantage of EOS in their campus networks.

Agile Workspaces: Connectivity is not a commodity in the campus - it is a business imperative. The campus network must be able to handle all workloads and workflows. The Arista Cognitive Campus Network has the ability to consolidate devices into a common IP fabric for greater efficiency across the entire infrastructure based on open standards, allowing customers to choose the best solution to meet their business needs. This approach allows customers to optimize their campus networks and ultimately extend their life cycle.

Analytics: Tracing workflow and user information across different domains enables the ability to quickly pinpoint problems through telemetry and proximity tracers that abstract actionable metadata state for dynamic correlation. Arista can correlate system-wide telemetry coupled with Artificial Intelligence (AI) and Machine Learning (ML) enabled systems to have a positive impact on network availability and visibility.

Automation: Arista leverages lessons learned from our cloud customers to bring a new level of business agility to the enterprise. Through an open standards-based approach to programmability at all levels within the network, and features such as Zero Touch Provisioning and Zero Touch Replacement, Arista is able to provide an unprecedented amount of business agility by allowing the network to be integrated into the overall data center solution, not just a networking silo. Automation with CloudVision brings a wealth of provisioning/orchestration to the customer. These concepts now extend into the campus network in a common and consistent fashion.

AnyCloud API: Being open and programmable with full API support allows for deep integration with existing network management systems and other public cloud providers. Customers can leverage the investment already made with integrating EOS in their on-premise data center and off-premise public cloud for a unified, consistent way to automate their provisioning and to gain visibility from their network.

Cognitive PoE for Mission Critical Services

Power efficiency, flexible form factor options, cognitive power prioritization and constant PoE allow the CCS-720D series switches to support critical campus services including video security and emergency communications. Industry Standard 802.3af, at and bt power options deliver from 15-30W reliably over RJ45 ports. The CCS-720D integrated high efficiency power supplies, coupled with low nominal consumption leaves a flexible power budget for connected appliances and IoT devices with always on power delivery.

Dynamic Power Management

Arista leverages state of the art switching and power management technology that not only delivers enhanced power delivery options supporting the latest standards, but does so more efficiently and reliably than standard PoE delivery, so administrators can support more devices cost effectively. Dynamic PoE management enhances power budgeting and allocation features to help economize power allocation to powered devices (PD) connected to each switch dynamically allocating PoE power based on priority settings. Load sharing Power Supplies allow customers to share a common PoE bank between the power supplies within a switch, optimizing unused power bank typically allocated for the board to power more PoE devices. Persistent PoE provides power to the powered device (PD) connected to a PoE port even when the Power Sourcing Equipment (PSE) is rebooting. With cognitive campus monitoring, power configuration and utilization are tracked in real time and archived, so administrators can accurately monitor and report service levels and infrastructure power demands.

Power supplies and Fans

Campus CCS-720D series switches support integrated fixed power supplies and fans with redundancy. Please review the specifications for the capacity ratings, number of power supplies and fans offered for each model.

Layer 2 Features

- 802.1w Rapid Spanning Tree
- 802.1s Multiple Spanning Tree Protocol
- Rapid Per VLAN Spanning Tree (RPVST+)
- 4096 VLANs
 - Max Active VLANs 509 for 720DP-24S/720DT-24S
 - Max Active VLANs 1021 for 720DP-48S/720DT-48S
- Q-in-Q
- 802.3ad Link Aggregation/LACP
- MLAG (Multi-Chassis Link Aggregation)
 - Uses IEEE 802.3ad LACP
- 802.1Q VLANs/Trunking
- 802.1AB Link Layer Discovery Protocol
- 802.1 AVB
- 802.3x Flow Control
- Jumbo Frames (9216 Bytes)
- IGMP v1/v2/v3 snooping
- Storm Control
- VXLAN Tunnel Virtual Port Termination
 - 1K for 720DP-24S/720DT-24S/720DP-48S/720DT-48S
 - 4K for 720DP-24ZS/720DP-48ZS/720DF-48Y

Layer 3 Features

- Routing Protocols: OSPF, OSPFv3, BGP, MP-BGP, IS-IS, and RIPv2
- 64-way Equal Cost Multi-path Routing (ECMP)
- Resilient ECMP Routes
- VRF**
- Bi-Directional Forwarding Detection (BFD)
- Route Maps
- IGMP v2/v3
- PIM-SM / PIM-SSM / PIM-BiDiR
- Anycast RP (RFC 4610)
- VRRP
- Virtual ARP (VARP)
- Policy Based Routing (PBR)**
- Unicast Reverse Path Forwarding (uRPF)**
- GRE IP Decap
- Selective Route Download

Advanced Monitoring and Provisioning

- Latency Analyzer and Microburst Detection (LANZ)
- Zero Touch Provisioning (ZTP)
- Integrated packet capture/analysis with TCPDump
- Advanced Mirroring - Port Mirroring (4 sessions)
 - Enhanced Remote Port Mirroring
 - Port Mirroring (4 active sessions)
 - L2/3/4 Filtering on Mirror Sessions
- Advanced Event Management suite (AEM)
 - CLI Scheduler
 - Event Manager
 - Event Monitor

- Linux tools
- FlowTracker features
- RFC 3176 sFlow
- IPFIX support
- Restore & configure from USB
- IEEE 1588 PTP (Transparent Clock and Boundary Clock)

Virtualization Support

- VXLAN Routing and Bridging
 - EOS CVX control plane
 - EVPN type 2 and type 5**

Security Features

- MSS-G**
- Service ACLs
- Control Plane Protection (CPP)
- Ingress / Egress ACLs using L2, L3, L4 fields
- Ingress / Egress ACL Logging and Counters
- MAC ACLs
- 802.1X Enhancements
 - Multi-Host 802.1X AUTH
 - MAC-Based AUTH (MAB)
 - Dynamic VLAN assignment
 - Named VLAN support
- ACL Deny Logging
- ACL Counters
- Atomic ACL Hitless restart
- DHCP Relay
- MAC access list security
- TACACS+
- RADIUS
- RadSec
- NDR switch sensor**
- ARP trapping and rate limiting

Quality of Service (QoS) Features

- Up to 8 queues per port
- 802.1p based classification
- DSCP based classification and remarking
- Explicit Congestion Notification (ECN)
- QoS interface trust (COS / DSCP)
- Strict priority queueing
- Weighted Round Robin (WRR) Scheduling
- Per-Priority Flow Control (PFC)
- ACL based DSCP Marking
- ACL based Policing
- Policing/Shaping
- Rate limiting

PoE Capabilities

- LLDP enhancements for PoE including Media Endpoint Discovery (MED) attributes reporting
- PoE Controls
- VLAN for VoIP, QoS

Network Management

- CloudVision
- Configuration session commit and rollback
- Smart System Upgrade (SSU)
- 100/1000 Management Port
- RS-232 Serial Console Port
- USB Port
- SNMP v1, v2, v3
- Management over IPv6
- Telnet and SSHv2
- Syslog
- AAA
- Industry Standard CLI
- Beacon LED for system identification
- System Logging
- Environment monitoring
- MLAG ISSU
- Maintenance mode

Extensibility

- Linux Tools
 - Bash shell access and scripting
 - RPM support
 - Custom kernel modules
- Programmatic access to system state
 - Python
 - C++
 - Go
- Native KVM/QEMU support

Standard Compliance

- 802.1D Bridging and Spanning Tree
- 802.1p QOS/COS
- 802.1Q VLAN Tagging
- 802.1w Rapid Spanning Tree
- 802.1s Multiple Spanning Tree Protocol
- 802.1AB Link Layer Discovery Protocol
- 802.3ad Link Aggregation with LACP
- 802.3az Energy Efficient Ethernet (EEE)*
- 802.3x Flow Control
- 802.3u 100BASE-TX
- 802.3ab 1000BASE-T
- 802.3z 1000BASE-X
- 802.3ae 10 Gigabit Ethernet
- 802.3af/at 15W/30W Power over Ethernet (PoE)

- 802.3bt 30W Power over Ethernet (PoE)
- 802.3i 10Base-T
- RFC 2460 Internet Protocol, Version 6 (IPv6) Specification
- RFC 2461 Neighbor Discovery for IP Version 6 (IPv6)
- RFC 2462 Stateless Address Auto-configuration
- RFC 2463 Internet Control Message Protocol (ICMPv6) for the Internet Protocol Version 6 (IPv6) Specification
- IEEE 1588-2008 Precision Time Protocol

SNMP

- RFC 3635 EtherLike-MIB
- RFC 3418 SNMPv2-MIB
- RFC 2863 IF-MIB
- RFC 2864 IF-INVERTED-STACK-MIB
- RFC 2096 IP-FORWARD-MIB
- RFC 4363 Q-BRIDGE-MIB
- RFC 4188 BRIDGE-MIB
- RFC 2013 UDP-MIB
- RFC 2012 TCP-MIB
- RFC 2011 IP-MIB
- RFC 2790 HOST-RESOURCES-MIB
- RFC 3636 MAU-MIB
- RMON-MIB
- RMON2-MIB
- HC-RMON-MIB
- LLDP-MIB
- LLDP-EXT-DOT1-MIB
- LLDP-EXT-DOT3-MIB
- ENTITY-MIB
- ENTITY-SENSOR-MIB
- ENTITY-STATE-MIB
- ARISTA-ACL-MIB
- ARISTA-QUEUE-MIB
- RFC 4273 BGP4-MIB
- RFC 4750 OSPF-MIB
- ARISTA-CONFIG-MAN-MIB
- ARISTA-REDUNDANCY-MIB
- RFC 2787 VRRPv2MIB
- MSDP-MIB
- PIM-MIB
- IGMP-MIB
- IPMROUTE-STD-MIB
- SNMP Authentication Failure trap
- ENTITY-SENSOR-MIB support for DOM (Digital Optical Monitoring)
- User configurable custom OIDs

See EOS release notes for latest supported MIBs


* Not currently supported in EOS

** Not supported on 720DP-24S and 720DT-24S

CCS-720DP PoE Switch Specifications


The CCS-720D series offers a range of PoE and data-only (non-PoE) systems. The following section provides a summary of the Campus 720D series PoE switches in addition to the look and feel of the switches. CCS-720D series Campus PoE switches support AC power supplies and fans with integrated redundancy. For detailed specifications, please refer to the tables below:

Arista 720DP-24S




Ports: 24 x 1GigE (10M - 1G) RJ45
 PoE: 30W PoE on all ports
 Uplinks: 4 x 10G
 Performance: 128 Gbps
 Power: Dual AC power supplies (1 + 1 redundant)
 Cooling: 3 fans (N + 1 redundant)

Arista 720DP-48S




Ports: 48 x 1GigE (10M - 1G) RJ45
 PoE: 30W PoE on all ports
 Uplinks: 4 x 10G
 Performance: 176 Gbps
 Power: Dual AC power supplies (1 + 1 redundant)
 Cooling: 4 fans (N + 1 redundant)

Arista 720DP-24ZS



Ports: 24 x 2.5GigE (100M - 2.5G) RJ45
 PoE: 60W PoE on all ports
 Uplinks: 4 x 10G
 Performance: 200 Gbps
 Power: Dual AC power supplies (1 + 1 redundant)
 Cooling: 4 fans (N + 1 redundant)

Arista 720DP-48ZS



Ports: 48 x 2.5GigE (100M - 2.5G) RJ45
 PoE: 60W PoE on all ports
 Uplinks: 4 x 10G
 Performance: 320 Gbps
 Power: Dual AC power supplies (1 + 1 redundant)
 Cooling: 4 fans (N + 1 redundant)

Power Specifications	720DP-24S	720DP-48S	720DP-24ZS	720DP-48ZS
Power Supplies(1 + 1 redundant)*	Dual	Dual	Dual	Dual
System Power Budget	460W	830W	830W	1700W
System Power (Max)	80W	85W	100W	200W
PoE Power Budget**	380W	745W	730W	1500W / 2x1440W
Input Voltage	100-240AC	100-240AC	100-240AC	100-240AC
Input Current	6 - 3A	10 - 5A	10 - 5A	10 - 5A
Input Frequency	50-60Hz	50-60Hz	50-60Hz	50-60Hz
Input Connector	C14	C14	C14	C14

*Redundant Power Supply does not add additional PoE Budget except for 720DP-48ZS

**Net of system power (Max)

CCS-720D Non-PoE Switch Specifications


The following section provides an overview of the Campus 720D series data-only (non-PoE) switches which are available as both RJ45 and SFP variants. In common with CCS-720D series of PoE switches, these switches utilize AC power supplies and fans with integrated redundancy. For detailed specifications, please refer to the table below.

Arista 720DT-24S



Ports: 24 x 1GigE (10M - 1G) RJ45
 Uplinks: 4 x 10G
 Performance: 128 Gbps
 Power: Dual AC power supplies (1 + 1 redundant)
 Cooling: 2 fans (N + 1 redundant)

Arista 720DT-48S



Ports: 48 x 1GigE (10M - 1G) RJ45
 Uplinks: 4 x 10G
 Performance: 176 Gbps
 Power: Dual AC power supplies (1 + 1 redundant)
 Cooling: 2 fans (N + 1 redundant)

Arista 720DF-48Y



Ports: 48 x 1GigE (100M - 1G) SFP
 Uplinks: 4 x 25G
 Performance: 296 Gbps
 Power for 720DF-48Y: Dual AC PSU (1 + 1 redundant)
 Power for 720DF-48Y-DC: Dual DC PSU (1 + 1 redundant)
 Cooling: 3 fans (N + 1 redundant)

Power Specifications	720DT-24S	720DT-48S	720DF-48Y	720DF-48Y-DC
Power Supplies (1 + 1 redundant)	Dual	Dual	Dual	Dual
System Power Budget	100W	100W	200W	200W
System Power (Max)	60W	75W	150W	150W
Input Voltage	100-240AC	100-240AC	100-240V AC	-48 to -60V DC
Input Current	1 - 0.5A	1.2 - 0.6A	2.2 - 1.1A	4.5-3.6A
Input Frequency	50-60Hz	50-60Hz	50-60Hz	
Input Connector	C14	C14	C14	

Campus Overlay Scale

The CCS-720D series switches utilizes data center class virtualization features to provide hundreds of segmented networks to thousands of users and devices. CCS-720D providing extensive scale for 802.1Q VLANs, and VXLAN overlay networks with CVX and EVPN control plane support. The combination of virtualization scale plus the layer 2 and 3 hardware scale of the CCS-720D series ensures administrators can implement large segmented and secure campus networks with the ability to scale in the future. The detailed scale information on different platforms are summarized below.

Scale	720DP-24S and 720DT-24S	720DP-48S and 720DT-48S
Ingress/Egress ACLs (IPv4 Security ACLs)	2K/512	4K/1K
MAC Addresses	32K	64K
IPv4/IPv6 Hosts	16K/8K	32K/16K
IPv4/IPv6 Routes	8K/2K	16K/6K
ECMP	64-way	64-way
IGMP Groups	Up to 2K	Up to 4K
LACP	8 ports/channel	
MLAG	16 ports/interface	

Scale	720DP-24ZS, 720DP-48ZS and 720DF-48Y				
Mode	Mode 0	Mode 1	Mode 2 [†]	Mode 3	Mode 4
MAC Addresses	112k	96k	64k	32k	16k
IPv4 Host Routes	16K	32k	64K	96k	16k
IPv4 LPM Routes	16K	16K	16K	16K	144K
IPv6 LPM Routes	8K	8K	8K	8K	72K
IGMP Groups	4K				
IPv4 Multicast Groups	8K				
ACL Entries (Ingress/Egress)	7.6K/1K				
LACP	64 ports/channel				
MLAG	128 ports/interface				

Specifications (Data Only)

Feature/Model	720DT-24S	720DF-48Y
Ports	24 RJ45 4 SFP+	48 SFP 4 SFP28
10/100/1000Base-T (Data Only)	24	—
1G SFP Ports *	—	48
Max 10G ports	4	4
Max 25G ports	—	4
Throughput (FDX)	64 (128 Gbps)	148 (296 Gbps)
Packets/Second	95 Mpps	220 Mpps
Latency (RJ-45)	1.2 microseconds	
CPU	Dual-Core x86	
System Memory	4 GB	4 GB
System Flash	8 GB	8 GB
Packet Buffer	2 MB	2 MB
USB Ports	1	1
Console Ports	1	1
100M/1G Mgmt. port	1	1
Airflow	Front to rear Rear to front	Front to rear
Size (WxHxD)	17.3 x 1.71 x 12.9 inches (44.0 x 4.4 x 32.7 cm)	17.3 x 1.71 x 12.9 inches (44.0 x 4.4 x 32.7 cm)
Weight	9.6 lbs (4.36 kg)	9.92 lbs (4.5 kg)
Cooling Fans	2	3
Power Supply (1 + 1 redundant)	2	2
EOS License Group (LIC-FIX)	G1	G2
CloudVision License Group	G1	G2
Minimum EOS	4.28.2F	4.29.0F

* 100Base-T is supported with 1G-TX transceiver. 100-FX and other transceivers are not supported.

Specifications (Data Only)

Feature/Model	720DT-24S-M-S	720DT-48S	720DF-48Y-M-S 720DF-48Y-DC
Ports	24 RJ45 4 SFP+	48 RJ45 4 SFP+	48 SFP 4 SFP28
10/100/1000Base-T (Data Only)	24	48	—
1G SFP Ports *	—	—	48
Max 10G Ports	4	4	4
Max 25G Ports	—	—	4
Throughput (FDX)	64 (128 Gbps)	88 (176 Gbps)	148 (296 Gbps)
Packets/Second	95 Mpps	131 Mpps	220 Mpps
Latency (RJ-45)	1.2 microseconds		
CPU	Dual-Core x86		
System Memory	8GB	8 GB	8GB
System Flash	8 GB	16 GB	8 GB
Packet Buffer	2 MB	4 MB	2 MB
USB Ports	1	1	1
Console Ports	1	1	1
100M/1G Mgmt. port	1	1	1
Airflow	Front to rear Rear to front	Front to rear Rear to front	Front to rear
Size (WxHxD)	17.3 x 1.71 x 12.9 inches (44.0 x 4.4 x 32.7 cm)	17.3 x 1.71 x 12.9 inches (44.0 x 4.4 x 32.7 cm)	17.3 x 1.71 x 12.9 inches (44.0 x 4.4 x 32.7 cm)
Weight	9.6 lbs (4.36 kg)	10.22 lbs (4.64 kg)	9.92 lbs (4.5 kg)
Cooling Fans	2	2	3
Power Supply (1 + 1 redundant)	2	2	2
EOS License Group (LIC-FIX)	G1	G2	G2
CloudVision License Group	G1	G2	G2
Minimum EOS	4.32.1	4.29.0F	4.32.1

* 100Base-T is supported with 1G-TX transceiver. 100-FX and other transceivers are not supported.

Specifications (PoE)

Feature/Model	720DP-24S	720DP-48S
Ports	24 RJ45 4 SFP+	48 RJ45 4 SFP+
10M-1G PoE+ (30W 802.3af/at)	24	48
100M-2.5G PoE+ (60W 802.3bt)	—	—
10G SFP+ Ports	4	4
Throughput (FDX)	64 (128 Gbps)	88 (176 Gbps)
Packets/Second	95 Mpps	131 Mpps
Latency (RJ-45)	1.2 microseconds	
CPU	Dual-Core x86	
System Memory	4 GB	4 GB
System Flash	8 GB	8 GB
Packet Buffer	2 MB	4 MB
USB Ports	1	1
Console Ports	1	1
100M/1G Mgmt. port	1	1
Airflow	Front to rear	Front to rear
Size (WxHxD)	17.3 x 1.71 x 12.9 inches (44.0 x 4.4 x 32.7 cm)	17.3 x 1.71 x 16.9 inches (44.0 x 4.4 x 43.0 cm)
Weight	12.8 lbs (5.81 kg)	14.83 lbs (6.73 kg)
Cooling Fans	3	4
Power Supply (1 + 1 redundant)	2	2
EOS License Group (LIC-FIX)	G1	G2
CloudVision License Group	G1	G2
Minimum EOS	4.28.2F	4.29.0F

Specifications (PoE)

Feature/Model	720DP-24S-M-S	720DP-48S-M-S	720DP-24ZS	720DP-48ZS
Ports	24 RJ45 4 SFP+	48 RJ45 4 SFP+	24 RJ45 4 SFP+	48 RJ45 4 SFP+
10M-1G PoE+ (30W 802.3af/at)	24	48	—	—
100M-2.5G PoE+ (60W 802.3bt)	—	—	24	48
10G SFP+ Ports	4	4	4	4
Throughput (FDX)	64 (128 Gbps)	88 (176 Gbps)	100 (200 Gbps)	160 (320 Gbps)
Packets/Second	95 Mpps	131 Mpps	149 Mpps	238 Mpps
Latency (RJ-45)	1.2 microseconds			
CPU	Dual-Core x86			
System Memory	8GB	8GB	8 GB	8 GB
System Flash	8 GB	8 GB	8 GB	8 GB
Packet Buffer	2 MB	4 MB	8 MB	8 MB
USB Ports	1	1	1	1
Console Ports	1	1	1	1
100M/1G Mgmt. port	1	1	1	1
Airflow	Front to rear	Front to rear	Front to rear	Front to rear
Size (WxHxD)	17.3 x 1.71 x 12.9 inches (44.0 x 4.4 x 32.7 cm)	17.3 x 1.71 x 16.9 inches (44.0 x 4.4 x 43.0 cm)	17.3 x 1.71 x 16.5 inches (44.0 x 4.4 x 42.0 cm)	17.3 x 1.71 x 16.9 inches (44.0 x 4.4 x 43.0 cm)
Weight	12.8 lbs (5.81 kg)	14.83 lbs (6.73 kg)	12.8 lbs (5.81 kg)	17.63 lbs (8 kg)
Cooling Fans	3	4	4	4
Power Supply (1 + 1 redundant)	2	2	2	2
EOS License Group (LIC-FIX)	G1	G2	G2	G3
CloudVision License Group	G1	G2	G2	G3
Minimum EOS	4.32.1	4.32.1	4.30.1F	4.31.0F

Arista Optics and Cables

The Arista 720D Series supports a wide range of 1G, 10G and 25G pluggable optics and cables in the RJ45 and SFP ports. For details about the different optical modules and the minimum EOS Software release required for each of the supported optical modules, visit <https://www.arista.com/en/products/transceivers-cables>.

Supported Optics and Cables

Interface Type	10G
10GBASE-CR	SFP+ to SFP+: 0.5m-5m
10GBASE-AOC	SFP+ to SFP+: 3m-30m
10GBASE-SRL	100m
10GBASE-SR	300m
10GBASE-LRL	1km
10GBASE-LR	10km
10GBASE-ER	40km
100Mb TX,1GbE SX/LX/TX	Yes
Interface Type	25G
25GBASE-CR	QSFP to SFP+: 1m-5m
25GBASE-AOC	SFP+ to SFP+: 3m-30m
25G-MR-XSR (10/25G Multi)	Upto 200M/300M over OM3/OM4
25GBASE-SR	70m
25G-MR-LR (10/25G Multi)	10km
25GBASE-LR	10km

Measured sound (ISO 7779) declared (ISO 9296)

Model	720DP-24S	720DT-24S	720DP-48S	720DT-48S	720DP-24ZS	720DP-48ZS	720DF-48Y
Typical Power	54.8 dB(A)	50.7 dB(A)	59 dB(A)	48.5 dB(A)	TBD	TBD	48.4 dB(A)
Max Power	74.7 dB(A)	74.9 dB(A)	75.6 dB(A)	72.4 dB(A)	75.6 dB(A)	84.8 dB(A)	76.9 dB(A)

Environmental Characteristics

Operating Temperature ¹	0 to 40C (32 to 104F)
Storage Temperature	-40 to 70C (-40 to 158F)
Relative Humidity	5 to 90%
Operating Altitude	0 to 10,000 ft, (0-3,000m)

Standards Compliance

EMC	FCC A ICES-003 Issue 7 EN 55032:2015 EN IEC 61000-3-2:2019 EN 61000-3-3 KS C 9832 VCCI-CISPR 32:2016 AS/NZS CISPR 32:2015 +A1 2020 EN 300 386 TEC/SD/DD/EMC-221 CNS 15936 BS EN 55032:2015+A11:2020 BS EN IEC 61000-3-2 BS EN 61000-3-3
	Immunity EN 55035:2017+A11:2020 EN 300 386 KS C9835 BS EN 55035:2017+A11:2020
	Safety EN 62368-1:2020 + A11:2020 EN 62368-1:2014 + A11:2017 IEC-62368-1:2018 Korea KC Safety KC 62368-1 (2021-08) CSA/UL 62368-1:2019 NOM 019-SCFI-1998 CNS 15598-1 AS/NZS 62368.1:2022
	Certifications BSMI (Taiwan) FCC Class A (United States) ICES-003 (Canada) CE (European Union) KCC (South Korea) NRTL (North America) RCM (Australia/New Zealand) UKCA (United Kingdom) VCCI (Japan) TEC (India) ANATEL (Brazil) ICASA (South Africa) NOM Equivalency (Mexico)
	European Union Directives 2014/35/EU Low Voltage Directive 2014/30/EU EMC Directive 2012/19/EU WEEE Directive 2011/65/EU RoHS Directive 2015/863/EU Commission Delegated Directive
	Further Information Product Certification Portal

1. Certain airflow configurations or the use of higher power or reduced temperature range optics may reduce maximum operating temperature.

Product Number	Product Description
CCS-720DP-24S-2F	Arista 720DP, 24 x 1G PoE, 4 x 10G SFP switch, front to rear air, 2 x 460W AC
CCS-720DP-24S-2F-NA	Arista 720DP, 24 x 1G POE, 4x10G SFP switch, front to rear air, 2 x 460W AC, NA Power Cord
CCS-720DP-24S-2F-UK	Arista 720DP, 24 x 1G POE, 4x10G SFP switch, front to rear air, 2 x 460W AC, UK Power Cord
CCS-720DP-24S-2F-EU	Arista 720DP, 24 x 1G POE, 4x10G SFP switch, front to rear air, 2 x 460W AC, EU Power Cord
CCS-720DP-24S-2F-C14	Arista 720DP, 24 x 1G PoE, 4x10G SFP switch, front to rear air, 2 x 460W AC, C14 Power Cord
CCS-720DP-24S-2F-JPN	Arista 720DP, 24 x 1G PoE, 4x10G SFP switch, front to rear air, 2 x 460W AC, JPN Power Cord
CCS-720DP-48S-2F	Arista 720DP, 48 x 1G POE, 4x10G SFP switch, front to rear air, 2 x 950W AC
CCS-720DP-48S-2F-NA	Arista 720DP, 48 x 1G POE, 4x10G SFP switch, front to rear air, 2 x 950W AC, NA Power Cord
CCS-720DP-48S-2F-UK	Arista 720DP, 48 x 1G POE, 4x10G SFP switch, front to rear air, 2 x 950W AC, UK Power Cord
CCS-720DP-48S-2F-EU	Arista 720DP, 48 x 1G POE, 4x10G SFP switch, front to rear air, 2 x 950W AC, EU Power Cord
CCS-720DP-48S-2F-C14	Arista 720DP, 48 x 1G POE, 4x10G SFP switch, front to rear air, 2 x 950W AC, C14 Power Cord
CCS-720DP-48S-2F-JPN	Arista 720DP, 48 x 1G POE, 4x10G SFP switch, front to rear air, 2 x 950W AC, JPN Power Cord
CCS-720DT-24S-2F	Arista 720DT, 24 x 1G, 4 x 10G SFP switch, front to rear air, 2 x 100W AC
CCS-720DT-24S-2F-NA	Arista 720DT, 24 x 1G, 4x10G SFP switch, front to rear air, 2 x 100W AC, NA Power Cord
CCS-720DT-24S-2F-UK	Arista 720DT, 24 x 1G, 4x10G SFP switch, front to rear air, 2 x 100W AC, UK Power Cord
CCS-720DT-24S-2F-EU	Arista 720DT, 24 x 1G, 4x10G SFP switch, front to rear air, 2 x 100W AC, EU Power Cord
CCS-720DT-24S-2F-C14	Arista 720DT, 24 x 1G, 4x10G SFP switch, front to rear air, 2 x 100W AC, UK Power Cord
CCS-720DT-24S-2F-JPN	Arista 720DT, 24 x 1G, 4x10G SFP switch, front to rear air, 2 x 100W AC, JPN Power Cord
CCS-720DT-48S-2F	Arista 720DT, 48 x 1G, 4x10G SFP switch, front to rear air, 2 x 100W AC
CCS-720DT-48S-2F-NA	Arista 720DT, 48 x 1G, 4x10G SFP switch, front to rear air, 2 x 100W AC, NA Power Cord
CCS-720DT-48S-2F-UK	Arista 720DT, 48 x 1G, 4x10G SFP switch, front to rear air, 2 x 100W AC, UK Power Cord
CCS-720DT-48S-2F-EU	Arista 720DT, 48 x 1G, 4x10G SFP switch, front to rear air, 2 x 100W AC, EU Power Cord
CCS-720DT-48S-2F-C14	Arista 720DT, 48 x 1G, 4x10G SFP switch, front to rear air, 2 x 100W AC, C14 Power Cord
CCS-720DT-48S-2F-JPN	Arista 720DT, 48 x 1G, 4x10G SFP switch, front to rear air, 2 x 100W AC, JPN Power Cord
CCS-720DF-48Y-2F	Arista 720DF, 48 x 1G SFP, 4 x 25G SFP switch, front to rear air, 2 x 200W AC
CCS-720DF-48Y-2F-NA	Arista 720DF, 48 x 1G SFP, 4 x 25G SFP switch, front to rear air, 2 x 200W AC, NA Power Cord
CCS-720DF-48Y-2F-UK	Arista 720DF, 48 x 1G SFP, 4 x 25G SFP switch, front to rear air, 2v 200W AC, UK Power Cord
CCS-720DF-48Y-2F-EU	Arista 720DF, 48 x 1G SFP, 4 x 25G SFP switch, front to rear air, 2v 200W AC, EU Power Cord
CCS-720DF-48Y-2F-C14	Arista 720DF, 48 x 1G SFP, 4 x 25G SFP switch, front to rear air, 2 x 200W AC, C14 Power Cord
CCS-720DF-48Y-2F-JPN	Arista 720DF, 48 x 1G SFP, 4 x 25G SFP switch, front to rear air, 2 x 200W AC, JPN Power Cord
CCS-720DF-48Y-DC-2F	Arista 720DF, 48 x 1G SFP, 4 x 25G SFP switch, front to rear air, 2 x 240W DC

Product Number	Product Description
CCS-720DP-24ZS-2F	Arista 720DP, 24 x 2.5G POE, 4 x 10G SFP switch, front to rear air, 2 x 950W AC
CCS-720DP-24ZS-2F-NA	Arista 720DP, 24 x 2.5G POE, 4 x 10G SFP switch, front to rear air, 2 x 950W AC, NA Power Cord
CCS-720DP-24ZS-2F-UK	Arista 720DP, 24 x 2.5G POE, 4 x 10G SFP switch, front to rear air, 2 x 950W AC, UK Power Cord
CCS-720DP-24ZS-2F-EU	Arista 720DP, 24 x 2.5G POE, 4 x 10G SFP switch, front to rear air, 2 x 950W AC, EU Power Cord
CCS-720DP-24ZS-2F-C14	Arista 720DP, 24 x 2.5G POE, 4 x 10G SFP switch, front to rear air, 2 x 950W AC, C14 Power Cord
CCS-720DP-24ZS-2F-JPN	Arista 720DP, 24 x 2.5G POE, 4 x 10G SFP switch, front to rear air, 2 x 950W AC, JPN Power Cord
CCS-720DP-48ZS-2F	Arista 720DP, 48 x 2.5G POE, 4 x 10G SFP switch, front to rear air, 2 x 1800W AC
CCS-720DP-48ZS-2F-NA	Arista 720DP, 48 x 2.5G POE, 4 x 10G SFP switch, front to rear air, 2 x 1800W AC, NA Power Cord
CCS-720DP-48ZS-2F-UK	Arista 720DP, 48 x 2.5G POE, 4 x 10G SFP switch, front to rear air, 2 x 1800W AC, UK Power Cord
CCS-720DP-48ZS-2F-EU	Arista 720DP, 48 x 2.5G POE, 4 x 10G SFP switch, front to rear air, 2 x 1800W AC, EU Power Cord
CCS-720DP-48ZS-2F-C14	Arista 720DP, 48 x 2.5G POE, 4 x 10G SFP switch, front to rear air, 2 x 1800W AC, C14 Power Cord
CCS-720DP-48ZS-2F-JPN	Arista 720DP, 48 x 2.5G POE, 4 x 10G SFP switch, front to rear air, 2 x 1800W AC, JPN Power Cord
CCS-720DT-24S-2R	Arista 720DT, 24 x 1G, 4 x 10G SFP switch, rear to front air, 2 x 100W AC
CCS-720DT-24S-2R-NA	Arista 720DT, 24 x 1G, 4x10G SFP switch, rear to front air, 2 x 100W AC, NA Power Cord
CCS-720DT-24S-2R-UK	Arista 720DT, 24 x 1G, 4x10G SFP switch, rear to front air, 2 x 100W AC, UK Power Cord
CCS-720DT-24S-2R-EU	Arista 720DT, 24 x 1G, 4x10G SFP switch, rear to front air, 2 x 100W AC, EU Power Cord
CCS-720DT-24S-2R-C14	Arista 720DT, 24 x 1G, 4x10G SFP switch, rear to front air, 2 x 100W AC, UK Power Cord
CCS-720DT-24S-2R-JPN	Arista 720DT, 24 x 1G, 4x10G SFP switch, rear to front air, 2 x 100W AC, JPN Power Cord
CCS-720DT-48S-2R	Arista 720DT, 48 x 1G, 4x10G SFP switch, rear to front air, 2 x 100W AC
CCS-720DT-48S-2R-NA	Arista 720DT, 48 x 1G, 4x10G SFP switch, rear to front air, 2 x 100W AC, NA Power Cord
CCS-720DT-48S-2R-UK	Arista 720DT, 48 x 1G, 4x10G SFP switch, rear to front air, 2 x 100W AC, UK Power Cord
CCS-720DT-48S-2R-EU	Arista 720DT, 48 x 1G, 4x10G SFP switch, rear to front air, 2 x 100W AC, EU Power Cord
CCS-720DT-48S-2R-C14	Arista 720DT, 48 x 1G, 4x10G SFP switch, rear to front air, 2 x 100W AC, C14 Power Cord
CCS-720DT-48S-2R-JPN	Arista 720DT, 48 x 1G, 4x10G SFP switch, rear to front air, 2 x 100W AC, JPN Power Cord

Product Number	Product Description
CCS-720DP-24S-M-S-2F	Arista 720DP, 24 x 1G PoE, 4 x 10G SFP switch, exp mem, front to rear air, 2 x 460W AC
CCS-720DP-24S-M-S-2F-NA	Arista 720DP, 24 x 1G POE, 4x10G SFP switch, exp mem, front to rear air, 2 x 460W AC, NA Power Cord
CCS-720DP-24S-M-S-2F-UK	Arista 720DP, 24 x 1G POE, 4x10G SFP switch, exp mem, front to rear air, 2 x 460W AC, UK Power Cord
CCS-720DP-24S-M-S-2F-EU	Arista 720DP, 24 x 1G POE, 4x10G SFP switch, exp mem, front to rear air, 2 x 460W AC, EU Power Cord
CCS-720DP-24S-M-S-2F-C14	Arista 720DP, 24 x 1G PoE, 4x10G SFP switch, exp mem, front to rear air, 2 x 460W AC, C14 Power Cord
CCS-720DP-24S-M-S-2F-JPN	Arista 720DP, 24 x 1G PoE, 4x10G SFP switch, exp mem, front to rear air, 2 x 460W AC, JPN Power Cord
CCS-720DP-48S-M-S-2F	Arista 720DP, 48 x 1G POE, 4x10G SFP switch, exp mem, front to rear air, 2 x 950W AC
CCS-720DP-48S-M-S-2F-NA	Arista 720DP, 48 x 1G POE, 4x10G SFP switch, exp mem, front to rear air, 2 x 950W AC, NA Power Cord
CCS-720DP-48S-M-S-2F-UK	Arista 720DP, 48 x 1G POE, 4x10G SFP switch, exp mem, front to rear air, 2 x 950W AC, UK Power Cord
CCS-720DP-48S-M-S-2F-EU	Arista 720DP, 48 x 1G POE, 4x10G SFP switch, exp mem, front to rear air, 2 x 950W AC, EU Power Cord
CCS-720DP-48S-M-S-2F-C14	Arista 720DP, 48 x 1G POE, 4x10G SFP switch, exp mem, front to rear air, 2 x 950W AC, C14 Power Cord
CCS-720DP-48S-M-S-2F-JPN	Arista 720DP, 48 x 1G POE, 4x10G SFP switch, exp mem, front to rear air, 2 x 950W AC, JPN Power Cord
CCS-720DT-24S-M-S-2F	Arista 720DT, 24 x 1G, 4 x 10G SFP switch, exp mem, front to rear air, 2 x 100W AC
CCS-720DT-24S-M-S-2F-NA	Arista 720DT, 24 x 1G, 4x10G SFP switch, exp mem, front to rear air, 2 x 100W AC, NA Power Cord
CCS-720DT-24S-M-S-2F-UK	Arista 720DT, 24 x 1G, 4x10G SFP switch, exp mem, front to rear air, 2 x 100W AC, UK Power Cord
CCS-720DT-24S-M-S-2F-EU	Arista 720DT, 24 x 1G, 4x10G SFP switch, exp mem, front to rear air, 2 x 100W AC, EU Power Cord
CCS-720DT-24S-M-S-2F-C14	Arista 720DT, 24 x 1G, 4x10G SFP switch, exp mem, front to rear air, 2 x 100W AC, UK Power Cord
CCS-720DT-24S-M-S-2F-JPN	Arista 720DT, 24 x 1G, 4x10G SFP switch, exp mem, front to rear air, 2 x 100W AC, JPN Power Cord
CCS-720DF-48Y-M-S-2F	Arista 720DF, 48 x 1G SFP, 4 x 25G SFP switch, exp mem, front to rear air, 2 x 200W AC
CCS-720DF-48Y-M-S-2F-NA	Arista 720DF, 48 x 1G SFP, 4 x 25G SFP switch, exp mem, front to rear air, 2 x 200W AC, NA Power Cord
CCS-720DF-48Y-M-S-2F-UK	Arista 720DF, 48 x 1G SFP, 4 x 25G SFP switch, exp mem, front to rear air, 2v 200W AC, UK Power Cord
CCS-720DF-48Y-M-S-2F-EU	Arista 720DF, 48 x 1G SFP, 4 x 25G SFP switch, exp mem, front to rear air, 2v 200W AC, EU Power Cord
CCS-720DF-48Y-M-S-2F-C14	Arista 720DF, 48 x 1G SFP, 4 x 25G SFP switch, exp mem, front to rear air, 2 x 200W AC, C14 Power Cord
CCS-720DF-48Y-M-S-2F-JPN	Arista 720DF, 48 x 1G SFP, 4 x 25G SFP switch, exp mem, front to rear air, 2 x 200W AC, JPN Power Cord

Product Number	Product Description
LIC-FIX-G2-E	Enhanced License for Arista Fixed 1G/mG Group 2 Ethernet Switches (OSPF, ISIS, BGP, PIM)
LIC-FIX-G3-E	Enhanced License for Arista Fixed 1G/mG Group 3 Ethernet Switches (OSPF, ISIS, BGP, PIM)
LIC-FIX-G1-FLX-L	FLX-Lite License for Arista Fixed 1G/mG Group 1 Ethernet Switches - Full Routing upto 8K routes, EVPN, VXLAN (includes E Features)
LIC-FIX-G2-FLX-L	FLX-Lite License for Arista Fixed 1G/mG Group 2 Ethernet Switches - Full Routing upto 32K routes, EVPN, VXLAN (includes E Features)
LIC-FIX-G3-FLX-L	FLX-Lite License for Arista Fixed 1G/mG Group 3 Ethernet Switches - Full Routing Up to 32K Routes, EVPN, VXLAN (includes E Features)
LIC-FIX-G3-FLX	FLX License for Arista Fixed 1G/mG Group 3 Ethernet Switches - OSPF, ISIS, BGP/MP-BGP, PIM, 32K - 200K Routes, EVPN, VXLAN
LIC-FIX-G2-V2	EOS Segmentation and 3rd Party Integration Services license for Arista Fixed 1G/mG Group 2 Ethernet Switches
LIC-FIX-G3-V2	EOS Segmentation and 3rd Party Integration Services license for Arista Fixed 1G/mG Group 3 Ethernet Switches
SS-CV-G1-SWITCH-1M	CloudVision Subscription Lic for 1-Month for 1 Switch. Arista Fixed 1G/mG Group 1 Platforms. Delivered via download only. Includes E, FLX-L.
SS-CV-G2-SWITCH-1M	CloudVision Subscription Lic for 1-Month for 1 Switch. Arista 1G/mG. Group 2 Platforms. Delivered via download only. Includes E, FLX-L
SS-CV-G3-SWITCH-1M	CloudVision Subscription Lic for 1-Month for 1 Switch. Arista 1G/mG Group 3 Platforms. Delivered via download only.
SS-CV-LT-G1-SWITCH-1M	CloudVision Lite Subscription Lic for 1-Month for 1 Switch. Arista Fixed 1G/mG Group 1 Platforms. Delivered via download only.
SS-CV-LT-G2-SWITCH-1M	CloudVision Lite Subscription Lic for 1-Month for 1 Switch. Arista Fixed 1G/mG Group 2 Platforms. Delivered via download only.
SS-CV-LT-G3-SWITCH-1M	CloudVision Lite Subscription Lic for 1-Month for 1 Switch. Arista Fixed 1G/mG Group 3 Platforms. Delivered via download only.
SS-CVS-G1-SWITCH-1M	CloudVision as-a-Service Subscription Lic for 1-Month for 1 Switch. Arista Fixed 1G/mG Group 1 Platforms. Includes E, FLX-L.
SS-CVS-G2-SWITCH-1M	CloudVision as-a-Service Subscription Lic for 1-Month for 1 Switch. Arista Fixed 1G/mG Group 2 Platforms. Includes E, FLX-L.
SS-CVS-G3-SWITCH-1M	CloudVision as-a-Service Subscription Lic for 1-Month for 1 Switch. Arista Fixed 1G/mG Group 3 Platforms.
SS-CVS-LT-G1-SWITCH-1M	CloudVision Lite as-a-Service Subscription Lic for 1-Month for 1 Switch. Arista Fixed 1G/mG Group 1 Platforms.
SS-CVS-LT-G2-SWITCH-1M	CloudVision Lite as-a-Service Subscription Lic for 1-Month for 1 Switch. Arista Fixed 1G/mG Group 2 Platforms.
SS-CVS-LT-G3-SWITCH-1M	CloudVision Lite as-a-Service Subscription Lic for 1-Month for 1 Switch. Arista Fixed 1G/mG Group 3 Platforms.
SS-CVSC-G1-SWITCH-1M	CloudVision CUE as-a-Service Subscription Lic for 1-Month for 1 Switch. Arista Fixed 1G/mG Group 1 Platforms.
SS-CVSC-G2-SWITCH-1M	CloudVision CUE as-a-Service Subscription Lic for 1-Month for 1 Switch. Arista Fixed 1G/mG Group 2 Platforms.
SS-CVSC-G3-SWITCH-1M	CloudVision CUE as-a-Service Subscription Lic for 1-Month for 1 Switch. Arista Fixed 1G/mG Group 3 Platforms.
KIT-720	Spare accessory kit for Arista 720XP 1RU Series switches. 2-post mount. (Power cords available separately)
KIT-7010-4POST	Spare 4-post rack mount kit for 7010T and 720 switches
CAB-C13-AUS	Power Cord, Australia, C13 to AS/NZS 3112, 8 Feet (2.5m)
CAB-C13-EU	Power Cord, Europe, C13 to CEE 7/7, 8 Feet (2.5m)
CAB-C13-UK	Power Cord, United Kingdom, C13 to BS 1363/A, 8 Feet (2.5m)
CAB-C13-US	Power Cord, North America, C13 to NEMA 5-15P, 8 Feet (2.5m)
CAB-C13-AR	Power Cord, Argentina, C13 to IRAM 2073, 8 Feet (2.5m)
CAB-C13-C14-INTL	Power Cord C13 to C14 (2m)
CAB-C13-IN	Power Cord C13 to India (10A) 2m
CAB-C13-IT	Power Cord, Italy, C13 to CEI 23-16, 8 Feet (2.5m)
CAB-C15-BRZ	Power Cord, Brazil, C15-NBR14136, 10A/250V, 1.00mm ² , 2.5M
CAB-C15-CHN	Power Cord, China, C15-GB2099, 10A/250V, 1.00mm ² , 2.5M, CCC
CAB-C15-ISR	Power Cord, Israel, C15-SI32, 10A/250V, 1.00mm ² , 2.5M
CAB-C15-JPN	Power Cord, JAPAN, C15 to NEMA5-15P, 12A/125V, 1.25mm ² , 1.8M, PSE
CAB-C15-SWZ	Power Cord, Swiss, C15-SEV1011, 10A/250V, 1.00mm ² , 2.5M
CAB-C14-C15	Power Cord, C14 to C15, 15A/250V, 14 AWG, 2M, UL

Warranty

The Arista CCS-720D switches come with a one-year limited hardware warranty, which covers parts, repair, or replacement with a 10 business day turnaround after the unit is received.

Service and Support

Support services including next business day and 4-hour advance hardware replacement are available. For service depot locations, please see: <http://www.arista.com/en/service>

Headquarters

5453 Great America Parkway
Santa Clara, California 95054
408-547-5500

Support

support@arista.com
408-547-5502
866-476-0000

Sales

sales@arista.com
408-547-5501
866-497-0000